


Please go to www.harvardmanagement.com

Then click on the homeowner login icon, bottom right of screen:



Create a New Registration

At the Caliber Web login screen and/or the smaller login screen, select Register for a login:



At the User Registration Process screen:

1. Enter your Account Number. Account Numbers can be found on your coupon book or statement. **Please note your account number must be ten digits, if it is not 10 digits you must add a 1 (one) at the end, no dashes -.**
2. Enter your primary email address that is already on file with your Association. If you are a first time user and are unsuccessful registering your account with the email address you provided, please complete the enclosed unit information form including your email address. Please note: For security purposes we are unable to register email addresses over the phone. Please be sure to submit the enclosed unit information form to us for processing.
3. If there is more than one Owner associated with this account, you will receive a pull down menu to choose your name from
4. Select Start Registration Process

User Registration Process:

Step 1 of 2 - Submit Request

⚠ Please select a contact record to link and resubmit.

Account Number :

Email Address :

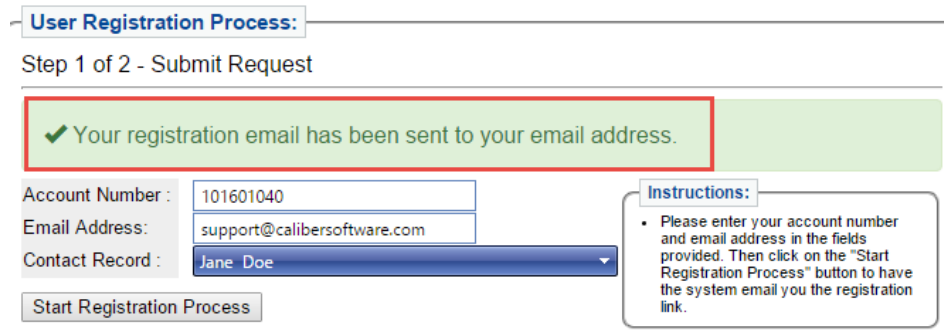
Contact Record :

Instructions:

- Please enter your account number and email address in the fields provided. Then click on the "Start Registration Process" button to have the system email you the registration link.

Once you have selected Start Registration Process, you will see Step 1 of 2 – Submit Request:

1. Verify that you received the message “Your registration email has been sent to your email address.”



User Registration Process:

Step 1 of 2 - Submit Request

✓ Your registration email has been sent to your email address.

Account Number : 101601040

Email Address : support@calibersoftware.com

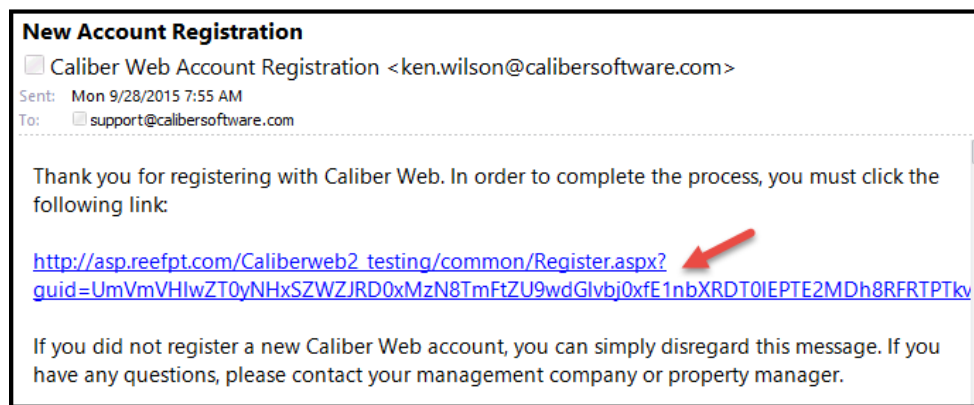
Contact Record : Jane Doe

Start Registration Process

Instructions:

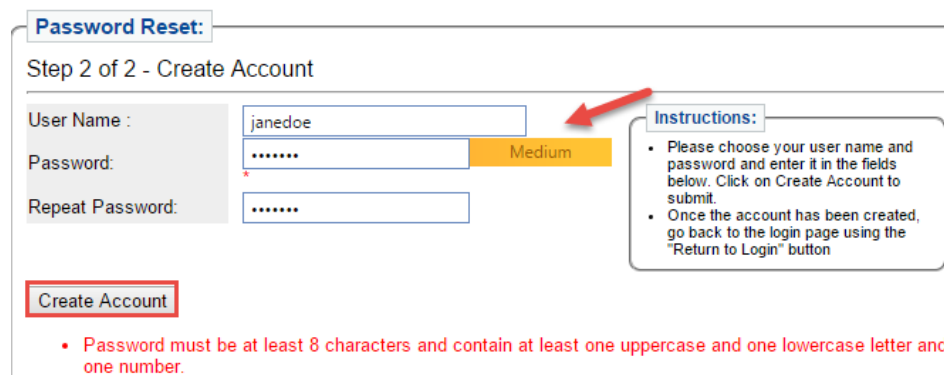
- Please enter your account number and email address in the fields provided. Then click on the "Start Registration Process" button to have the system email you the registration link.

2. Go to your email box of the email address you provided and locate the email sent to you from *Caliber Web Account Registration*.
3. Click on the link provided to bring you to the next phase of logging in.



At Password Reset: Step 2 of 2 – Create Account:

1. Enter a User Name of your choice
2. Enter a Password of your choice (*Passwords must be at least 8 characters and contain at least one uppercase and one lowercase letter and one number*) Please be aware your user name and password will be case sensitive.
3. Select Create Account



Password Reset:

Step 2 of 2 - Create Account

User Name : janedoe

Password : ***** Medium

Repeat Password : *****

Create Account

Instructions:

- Please choose your user name and password and enter it in the fields below. Click on Create Account to submit.
- Once the account has been created, go back to the login page using the "Return to Login" button

• Password must be at least 8 characters and contain at least one uppercase and one lowercase letter and one number.

4. If your username is already in use, you will be required to select another username until you enter one that is available.

Once you have selected Create Account, you will verify “Your Caliber Web user account was successfully created”:

Password Reset:

Step 2 of 2 - Create Account

✓ Your Caliber Web user account was successfully created.

User Name :

Password:

Repeat Password:

←

Instructions:

- Please choose your user name and password and enter it in the fields below. Click on Create Account to submit.
- Once the account has been created, go back to the login page using the "Return to Login" button

1. Return to Login
2. Enter your User Name
3. Enter your Password

User Name:


Password:

[Forgot your login?](#)


[Register](#)

V2.1.0

You have successfully created your new account!



CALIBER TESTING
ARROYO VERDE CONDOMINIUM HOA



[Site Map](#) [Logout](#)

John and Jane Doe
17025 E LA MONTANA DRIVE, 104
FOUNTAIN HILLS, AZ 85268

Account Number: 101601040

Owner Area

ProfileAccountingComplianceWeb LinksDocuments

Welcome Jane Doe



Profile

Update your contact details, mailing address, etc here.



Accounting

Display all your account transaction.



Compliance

Display all compliance records, images and their details.



Pay Your Account

Make a payment through a payment provider.

If you have forgotten your user name and password, please submit the enclosed unit information form to us for processing. Please be sure to check off the required box to prompt us to update your email address. Harvard Management requires at least 5-10 business days to process this update.

I am a new owner **or** I am unable to register online and would like to use the following as my primary email address, please print clearly:
